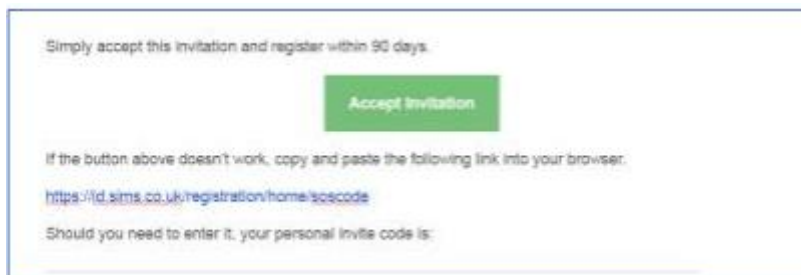
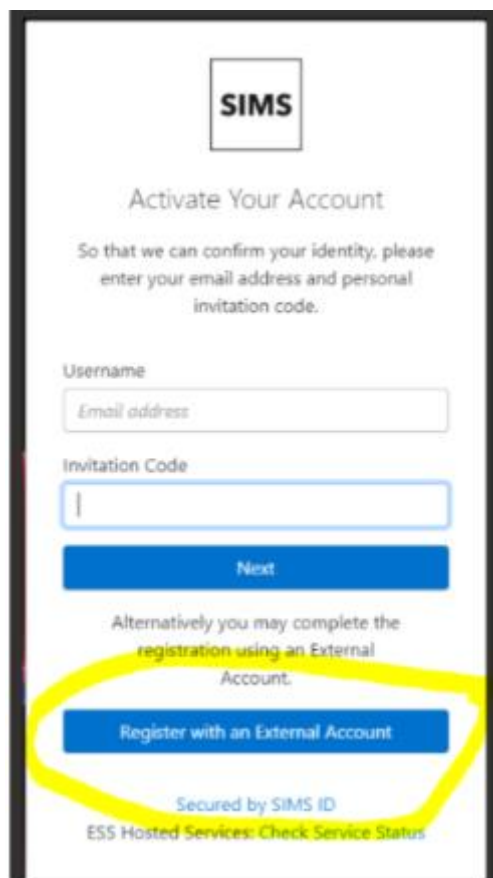


## Year 8 options


Your child will have received an invite to their school email address as below.



They should accept the invite by pressing the green button, leave the username and invitation code blank and click register with external account.



Then click the Microsoft box



This should then take them to a screen that looks like this they need to take the invitation code of the original invite email (the one with the green box) and add and hit register it will then ask for their date of birth on the next screen – this will then register the children.

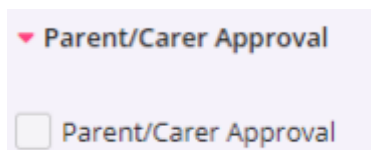


The image shows a registration form titled "Registration". Below the title, there is a message: "You will have received an invite code from either Capita SIMS for a new service or from your school administrator if you are being invited to join a school service. Please enter the code below and tap or click Register." The form contains three input fields: "Name" with the text "Jordan Acton" and a "(not you?)" link to its right; "Signed in with" with the text "Google"; and "Invitation Code" with a long alphanumeric string. Below these fields is a blue "Register" button.

If you have not followed these steps and require a new invitation code please emails [year8-9choices@westgate.hants.sch.uk](mailto:year8-9choices@westgate.hants.sch.uk) and I can resend an invite.

If your child needs to log back in after registering just go to website <http://www.sims-options.co.uk/> and click Microsoft icon and will log them back in.

Just to make you aware the Parent/Carer approval section is not needed this is deactivated but we can not remove this box and you will not be able to click it.



The image shows a section titled "Parent/Carer Approval" with a downward-pointing triangle icon. Below the title is a checkbox that is currently unchecked, followed by the text "Parent/Carer Approval".